

Notice on Optional Mumps Vaccination

Once your child turns one year old, they can receive the optional mumps vaccination.

Optional vaccinations are not mandated by the Immunization Act; parents/guardians decide whether to vaccinate after consulting with a doctor.

Before getting the vaccination, please carefully read the "Vaccination and Child Health" booklet to fully understand the benefits of the vaccine and potential side effects.

Due to vaccine supply conditions, it may be difficult to make a reservation. Please contact a medical facility early to ensure the vaccination can be administered within the eligible period.

Provisional Translation



Eligible Individuals

Tsukuba residents who meet all of the following

- Children aged 1 up to the start of elementary school (until March 31 of the final preschool year)
- Children who have never received the mumps vaccine
- Children who have never had mumps

Subsidy Amount

3,000yen (Up to 6,000yen for public assistance households)
Please pay the amount after deducting the subsidy from the vaccination fee set by the medical institution.

Vaccination Locations

Partner clinics/hospitals for the vaccination

You can view the list via the QR code on the right.
If you plan to visit a non-partner facility, please apply in advance. Without prior application, the full cost will be your responsibility.

List of Partner
clinic/hospital

What to bring On the day of Vaccination

Please bring the following items to the clinic on the day of vaccination:

1. Maternal and Child Health Handbook
2. Enclosed mumps vaccination screening form
3. My Number Health Insurance Card or other ID (to verify age and address)
4. Authorization letter (only if a guardian cannot accompany the child)
5. Certificate of Public Assistance (only for those receiving public assistance)



Screening Form

Others

• If you plan to receive another vaccine at the same time, please consult your primary doctor.

• As a general rule, a parent or guardian should accompany the child for vaccination.

If a parent or guardian is unable to accompany the child, an authorization letter is required.

For details, please visit the Tsukuba City website or contact us.

• **This notice is sent to children around 11 months old who are registered residents of Tsukuba City.**

Even if you receive this notice, you are **not eligible** if the child is no longer registered in Tsukuba City (e.g. due to moving out) on the day of vaccination.

Authorization
Letter

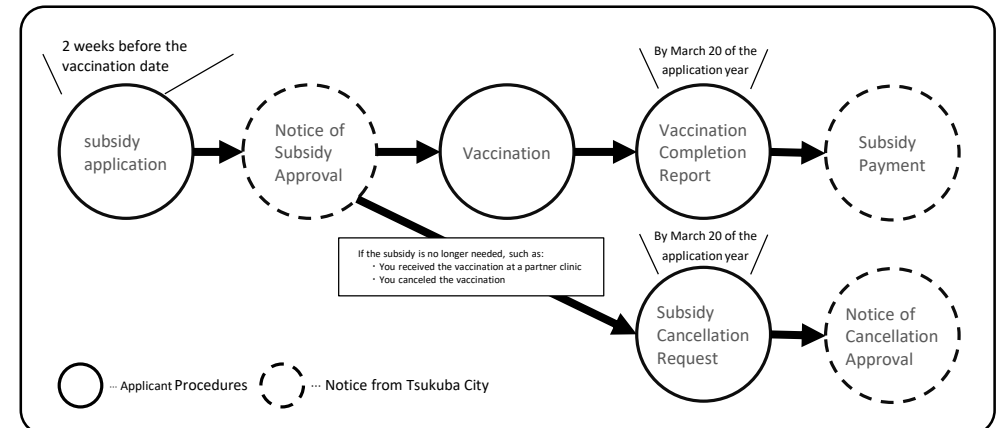
If you receive the mumps vaccination at a non-partner clinic or hospital (application required)

If you get the mumps vaccine at a non-partner clinic or hospital, you must pay the full cost first.

You can receive a reimbursement for the subsidy amount.

To receive the reimbursement, you must apply to the city **at least two weeks before** the vaccination date.

Application Process



Attention

If you receive the vaccination at a non-partner clinic or hospital **without submitting the subsidy application in advance**,

you will be responsible for the **full cost**, and **no reimbursement** will be provided.

Applications submitted after vaccination will not be accepted.



For details on how to apply, please visit the Tsukuba City website using the QR code on the right, or contact us directly.

About
Mumps

Besides the mumps vaccine, children can receive other routine vaccines starting at age one.

Once your child turns one year old, please take the **Measles-Rubella (MR) vaccine [1st dose]** and the **Varicella (chickenpox) vaccine** as well.

Due to vaccine supply conditions, it may be difficult to make an appointment. Please book early to ensure your child receives the vaccinations within the eligible period.

	MR(1 st dose)	Varicella (Chickenpox)
Eligibility Period	From age 1 until the day before turning 2 Children who have had either measles or rubella are also eligible.	From age 1 until the day before turning 3 Children who have already had chickenpox (varicella) are not eligible.
Vaccination Fee	Free of charge If you receive the vaccination at a non-partner clinic or hospital (see Vaccination Location ③), you must first pay the full amount. After the vaccination, a reimbursement process is required. Please note that any amount exceeding the subsidy limit will not be reimbursed and must be paid by the applicant.	
Vaccination Locations	① Tsukuba City Vaccination Partner Clinics ② Ibaraki Prefecture Vaccination Partner Clinics ③ Other medical institutions (prior application required) For option ③, you must apply for an official referral letter at least two weeks before the vaccination. This is a separate application from the mumps vaccination subsidy application. For details, please visit the Tsukuba City website or contact us.  About vaccinations at non-partner clinics	
What to bring On the day of Vaccination	1. Maternal and Child Health Handbook 2. Vaccination Screening Form 3. My Number Health Insurance Card or other ID that verifies age and address 4. Authorization Letter (only if a parent/guardian cannot accompany the child) 5. Certificate of Public Assistance (only for those receiving public assistance)  Application for Screening Form The screening forms for Measles-Rubella (1st dose) and Varicella (chickenpox) were included in the set sent around your child's 2-month checkup. If you moved to Tsukuba or do not have the forms, please request reissuance.	
How to Get Vaccinated	Receive one dose of the Measles-Rubella combined vaccine (MR vaccine). If you prefer to receive the measles or rubella vaccine separately, please consult your doctor.	Two-dose schedule (The second dose should be given at least 3 months after the first dose.) Recommended timing: 1st dose: Between age 1 and before 1 year and 3 months 2nd dose: Between 6 months and 1 year after the first dose
Other	The second dose (Phase 2) is scheduled for the year before entering elementary school (typically the final year of preschool/kindergarten). You will receive a personal notification when it is time for the vaccination.	

Check your child's vaccination status in the Maternal and Child Health Handbook.

Vaccines and number of doses to be completed by age 1

If your child has not completed the recommended number of doses or has never been vaccinated, please consult your primary doctor to create a vaccination schedule.

The number of pneumococcal vaccine doses varies depending on the age at which vaccination begins.
* The table on the right shows the schedule for children who start between 2 and 7 months of age.

Type of Vaccine	Number of doses	Eligible Age for Routine Vaccination
Pneumococcal	Up to 3 doses (initial doses)	From 2 months to before turning 5 years old
Pentavalent (5-in-1)	3 doses (initial doses)	From 2 months to before turning 7 years and 6 months
BCG	1 dose	Before turning 1 year old
Hepatitis B	3 doses	Before turning 1 year old

If your child is past the routine vaccination age, it will be optional and fully self-paid.

※Some vaccines have age limits and may not be available even as optional vaccinations.

In case of serious side effects (health damage) after vaccination, the compensation system differs from that of routine vaccinations. For optional vaccinations, support is provided through the **Relief System by the Pharmaceuticals and Medical Devices Agency (PMDA)**. For details about the **Vaccination Health Damage Relief System**, please visit the Tsukuba City website via the QR code on the right.



Vaccination Injury Relief System

About Booster Vaccination

Children who started the **pediatric pneumococcal and pentavalent (5-in-1)** vaccines as soon as they reached the eligible age are **approaching the timing for booster doses**. Please check the date of the 3rd dose in your Maternal and Child Health Handbook. The recommended timing for booster doses is shown in the table on the right. We recommend getting the booster **within the standard period**. Booster doses are important to maintain long-term immunity — please don't miss them.

Type of Vaccine	How to Receive Booster Vaccinations (Standard: Recommended Timing)
Pneumococcal	Age 1 and above. At least 60 days after completing the initial 3 doses. Recommended timing: Between age 1 and 1 year 3 months.
Pentavalent (5-in-1)	Wait at least 6 months after the initial 3 doses. Recommended timing: Between 6 months and 1 year 6 months after the third dose.

* The timing shown is for the booster dose of the pneumococcal vaccine when the initial dose was given between 2 and 7 months of age.
* While many children receive their initial vaccines at the same time (simultaneously), the timing of booster doses varies depending on the vaccine, so please check each schedule carefully.

For more information about vaccinations, please refer to the Tsukuba City website, the *Vaccinations and Children's Health* guide, or the Ministry of Health, Labour and Welfare website.

Contact: Tsukuba City Health Promotion Division
| Tel: 029-883-1111 (main line) | Hours: 8:45 AM – 4:30 PM (weekdays only)