

**Contents** P.1 Notice from the Global City Promotion Division P.2 Traffic rules for bicycles P.3 About the “TsukuSma” app / Applications for municipal and prefectural housing/ Regarding the third COVID-19 vaccination/ Renovation of Mt. Tsukuba tourist center P.4 “Obon” festival/Fireworks/Learn Disaster Prevention with Hookun Sencho

**International Exchange Office has been changed to Global City Promotion Division**

◆ Tsukuba One-stop Inquiry Desk For Foreign Residents now offers consultation in more languages than before!

Starting April, the inquiry desk offers consultation in more languages than before. We have English and Chinese speaking staff in the office. In addition to that, if you visit the 5<sup>th</sup> floor of the City Hall, we can help you in 16 languages using a tablet terminal or phone (English, Chinese, Korean, Thai, Portuguese, Spanish, Indonesian, Vietnamese, Nepalese, Tagalog, Hindi, French, Russian, Burmese, Sinhala, and Mongolian).



◆ The multi-lingual website has changed

If you are using a smartphone, choose from the menu bar at the top of the page.

<Smartphone>



If you are using a PC, select your language from the language selection as shown.

<PC>



If you click the star-marked “Translation”, you can view the Japanese website of Tsukuba City in multiple languages by machine-translation.

◆ Have you read the “Living in Tsukuba” booklet? It acts as a support while living in Tsukuba. Living in Tsukuba is a booklet for those who are new to Japan. It is published in English and Chinese. We urge you to go through it as it includes all the necessary information for living in Tsukuba.

English <https://www.city.tsukuba.lg.jp/english/1015284/1016573.html>

Chinese <https://www.city.tsukuba.lg.jp/chinese/1016053/1016448.html>

◆ Do you know about these Facebook groups made by volunteers? There is a lot of local information available here. Please search “News, Events, and Jobs for Tsukuba Residents” and “Advice for Tsukuba Residents”. Posts are available in English only.

◆ Applications open for “Foreign students’ representatives of Tsukuba city”.

Are you interested in the following tasks?

-Translating the official newsletters of Tsukuba City into English, Thai, Portuguese, Spanish, and Indonesian

-Visiting elementary and middle schools in the city and introducing your own country.

For detailed information, visit the following URL:

<https://www.city.tsukuba.lg.jp/plainjapanese/1017160/1017747.html>



# Do You Know Traffic Rules for Bicycles?

Since 2016, the number of bicycle accidents among all traffic accidents has been on the rise. In the past, there has been an unfortunate incident where an old person died in an accident where a university student who was riding a bicycle while looking at their smartphone accidentally bumped into the person. We have formulated the Ordinance to Promote the Safe and Proper Use of Bicycles in Tsukuba City. The ordinance requires bicycle users to acquire knowledge and skills that are necessary for the safe use of bicycles.

Following are the rules and manners to promote the safe use of bicycles.



**As a general rule, bicycles must be ridden on roadways, but can be ridden on the sidewalk under specific circumstances.**

On roads where there is a clear distinction between a pedestrian lane and roadway, please use the roadway.

Note: If the road or sidewalk has a bicycle lane, please cycle on that lane.



**The sidewalk is primarily for pedestrians, bicycles should go slow and keep to the side facing the road.**

If your bicycle is passing through a pedestrian road, you should go slow. If there are many pedestrians, get off the bicycle and walk the road.

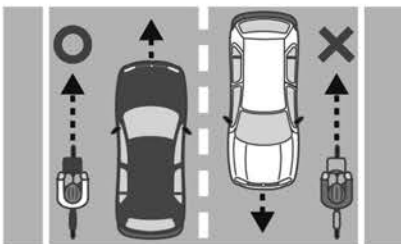


**Follow safe traffic rules.**

- Follow signals
- Do not drink and cycle
- Two people are not allowed on the bicycle at a time
- Do not cycle side by side with other cycles.
- Use your lights when it gets dark
- Stop at intersections and confirm that it is safe to go
- Wearing earphones, talking on the phone, using your umbrella while riding is prohibited
- Use your bell only for emergencies


**Keep left on roadways**

If you are riding your bicycle on the roadway, it should be on the left side just like cars. Move from the center of the road to the leftmost side and ride your bicycle.



**Both adults and children should wear helmets**

Make sure your child is wearing a helmet before riding the bicycle. Adults should also wear helmets to reduce the damage caused by traffic accidents.





## We launched the smartphone app "TsukuSma"!

A simple app for timely notifications and news from Tsukuba City. Choose from options such as childcare, disaster prevention, crime prevention, etc. to get relevant information.

There are three basic functions, i.e. push notifications, support functions that guide you with various administrative procedures, maps. Multilingual usage (English, Chinese, Korean) is available. Upon entering your residence area, age range, family structure, you will get information relevant to your demographics.



App Store



Google Play

Note: Since we use machine translations, the translations may not be perfect. Please use them for reference purposes. (Machine translations will be indicated with a mark). You can download the application by searching "TsukuSma" on the App store or Google Play Store, or access it using the QR code on the left. There are no registration fees or usage fees for this application, but the internet usage for downloading will be borne by the user.

## Applications for municipal and prefectural housing begin in July 🏠

Between 4<sup>th</sup> July (Monday) and 15<sup>th</sup> July (Friday), we are accepting applications for moving in in October. Application forms will be distributed from 30<sup>th</sup> June at the Housing Policy Division on the 3<sup>rd</sup> floor of Tsukuba City Hall.

## Have you received the voucher for your third COVID vaccination?

If 6 months have passed since your second dose, you will receive the vaccination voucher for your third dose.

Those who have received their first and second vaccinations abroad, please enquire at the call center. (Phone number : 029-883-1391). As summer approaches, we are planning several events, therefore, please continue to follow precautions to prevent the spread of COVID-19.

## Mt. Tsukuba Tourist Information Center has reopened!

The Tsukuba Tourist Information Center has reopened next to the red Otori Gate in the middle of Mt. Tsukuba!

The electronic information board can be seen in English, Chinese, and Korean. Along with that, multilingual interpretation terminals are also installed. We are looking forward to your visit!

There is a direct bus from Tsukuba center to Mt. Tsukuba. You can get to the peak walking, by cable car or by ropeway. On clear days, you can see skyscrapers in the Tokyo Metropolitan Area including the Tokyo Skytree.



## What is Obon?

From around mid-July, you will start to see things like big platters of fruits and vegetables, chrysanthemum, Rakugan (bright colored sweets) in Japanese supermarkets. From mid-August, there is a time called Obon holidays where many Japanese people go to their hometowns and spend time with their families. Some companies even have holidays. This is a Japanese custom based in the Buddhism. Once a year, people welcome spirits of family members who have passed away, and spend time with them at home. For this custom, many supermarkets have baskets of “offerings” for these people, that contain fruits, chrysanthemum bouquets, Rakugan sweets. Although these are eatables, don’t take these as presents for your Japanese friends.



## Rules for Fireworks

In Summer, many places hold firework events. There are sparklers that you can enjoy holding in your hands easily. But, here are a few rules you should follow for safety.

### Let’s prepare!

Bucket of water  Candle  Garbage bags  
Do not let kids play alone. Fireworks in the park are prohibited. Don't point fireworks at people or homes, or play with them in places with flammable objects.

### Instructions for clean-up

Make sure the fire has extinguished, drain the water and put used fireworks and ashes in a plastic bag, take it home and throw it away on a fixed day for burnable garbage.

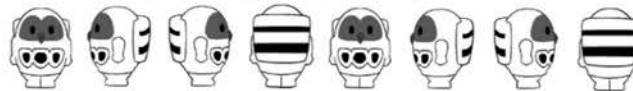
Fireworks are beautiful and fun, but please follow the rules while playing with them.



## Learn disaster prevention with Hookun Sencho — Emergency storage for first-timers —

### Let’s be prepared in case of emergency

In times of big disasters like earthquakes and typhoons, as well as those which do not have a direct impact on the city, there are cases where supplies of daily necessities, water and electricity are stopped. For times of emergency, be prepared with at least 3 days of supplies, and if possible one week of supplies.



### Items to stock up :

- Drinking water (3 liters per person per day)
- Food items
- Portable charger
- Plastic wraps
- Plastic bag
- Medicines
- Toilet paper
- Portable toilet
- Mask
- Flashlight
- Portable stove and gas canisters
- Alcohol Disinfectant
- Disinfectant Wet Tissue

### What is emergency storage of daily necessities?

Stock up on items like drinking water, groceries, daily necessities that are consumed regularly. When they are close to their expiry date, make sure to use them up, and replace those items. In this way even if you do not specially arrange for “preserved food”, you can keep stocking up on a certain amount of food items at home, and avoid finding out of emergency that the food you have stocked has expired.

