

Guide to sorting and putting out garbage

Put out your garbage **by 8 a.m.** on the day of collection.

Business waste cannot be put out at the collection point.

Burnable garbage

Officially designated garbage bags (10, 20, 30, 40, 45L)

Kitchen waste

Drain any liquids before disposing of it.



CDs and videotapes Plastic products other than plastic packaging.



Rubber products



Stick-shaped objects such as wooden bats, broomsticks (less than 1.5m length)

It can be sticking out of the designated bag.



Leather goods

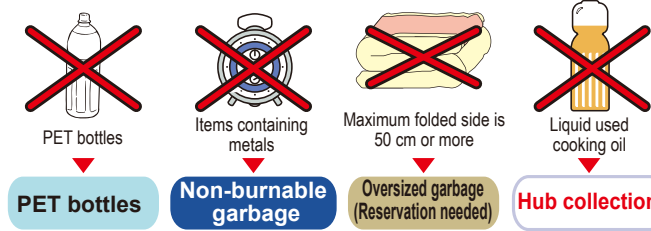


Branches, grass leaves and fallen leaves

- A branch: Less than 15cm thick and 1 meter long.
- A trunk: Less than 15cm thick and 50cm long.
- Bundle diameter should be within 30 cm and tie with string.
- Up to 5 bundles at a time.
- If the leaves fall from the branches, put them in the designated bag.
- The Windmill palm (Trachycarpus fortunei) will not be collected.
- Use designated bags for burnables to dispose of leaves and grass clipping.




Don't mix these up.



Non-burnable garbage

Use transparent or semi-transparent plastic bags that hold a maximum of 45 liters.

Ceramics, glasses



Products made of/from both plastics and metals Electrical appliances less than 50cm in maximum side



Light bulbs, LEDs



Sticks or rods made from metal such as umbrellas or metal mops (less than 1.5 m)

It can be sticking out of the bag.



Cooking utensils



Non-food glass bottles (for cosmetics, oil, etc.)

※ Empty the container.



Aluminum foil



Lighters

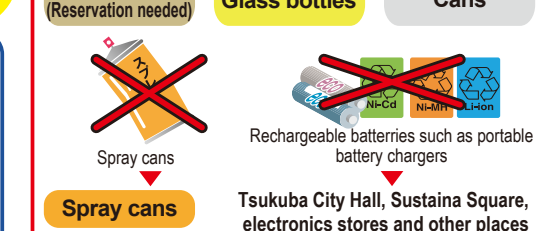
※ Please make sure to remove the gas from the lighter.



Disposable heat pack



Don't mix these up.



Spray cans

Use transparent or semi-transparent plastic bags that hold a maximum of 45 liters.

※ Glass bottles and spray cans should be sorted into separate bags and put out.

Spray cans

- 1 Remove the lid
- 2 Empty the can completely.
- 3 Puncture it in a safe place away from fire.



Because it can cause a fire:
Make sure to puncture it in a safe place away from fire.

Empty the can completely.

※ Don't mix these up.



Home medical care waste

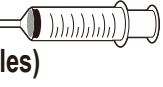
※ Excluding injection needles, etc.

Syringes

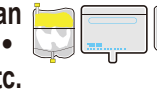
Pen-type autoinjector cartridge



Syringes for tube feeding etc. (No needles)



Bags: for infusion • human waste • a stoma • CAPD • nutritional supplement, etc.



Tubes: suction tubes, infusion lines (No needles)



Disposable diapers

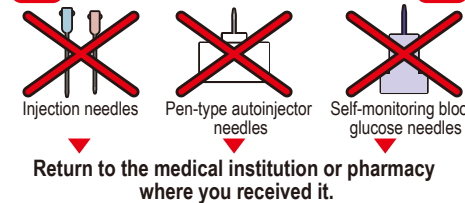


How to put out

- 1 Rinse if it's filthy. (Put the filth into the toilet.)
- 2 Put home medical care waste in a plastic bag. (Inner bags)
- 3 Please put them in designated garbage bags and dispose of them as burnable garbage.



Don't mix these up.



Recyclable materials

Mix them and they become garbage./ Sort them and they become resources.

Recyclable paper, old cloth

• Tie with string according to type (Refrain from putting them out when it's raining)

Newspaper, Flyers

Tie with string.



Magazines and books

Tie with string.



Clothes, sheets, towels and blankets

- Tie old papers and cloth with string and put them out on a designated day when it is not raining if possible. If not, put them in a transparent or semi-transparent plastic bag.



Summer blankets and winter blankets

Cardboards

- Fold it in to a size within 1m and tie with string.
- Items that are not folded or in boxed condition cannot be collected.



Paper cartons

- Cut it, rinse with water, dry and tie it with string.



Miscellaneous paper

※ It means recyclable paper except for newspaper, magazines and paper cartons.

Empty boxes of tissues or snacks


Put papers in a paper bag, write "ざつがみ" on the bag, close the bag tightly so that it doesn't get scattered, and put it out on the days of recyclable paper.



Post cards, envelopes, notepads


※ Newspaper, magazines and cardboards should not be mixed with miscellaneous paper.

※ Miscellaneous paper will not be collected if they are placed in boxes.

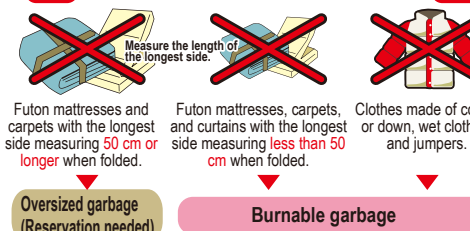


Wrapping paper

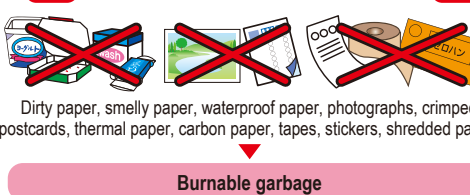
Put papers in a paper bag, write "ざつがみ" on the bag, close the bag tightly so that it doesn't get scattered, and put it out on the days of recyclable paper.



Don't mix these up.



Don't mix these up.



Plastic packages

• Use transparent or semi-transparent plastic bags that hold a maximum of 45 liters.
• Remove metal or paper parts, rinse lightly and dry.

※ Peel off labels from plastic containers if possible. If not, leave them as they are.

Unsoiled items with specific mark of plastic



Caps and films of PET bottles



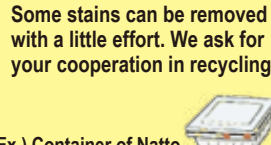
Styrofoam



Food trays



That stain might come off easily.
Some stains can be removed with a little effort. We ask for your cooperation in recycling.



Ex.) Container of Natto

PET bottles

Use transparent or semi-transparent plastic bags that hold a maximum of 45 liters.

PET bottles of beverages and condiments (non-oil) with recycling mark.

- 1 Remove the lid
- 2 Remove the label
- 3 Empty the bottle and rinse

Cans

Use transparent or semi-transparent plastic bags that hold a maximum of 45 liters.

Empty cans of beverage, canned food, snack or nori(dried seaweed).

- Empty the bottle and rinse

Glass bottles

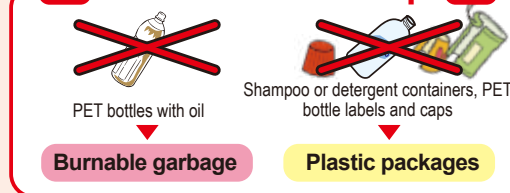
Use transparent or semi-transparent plastic bags that hold a maximum of 45 liters.

※ Leave bottle labels as they are.

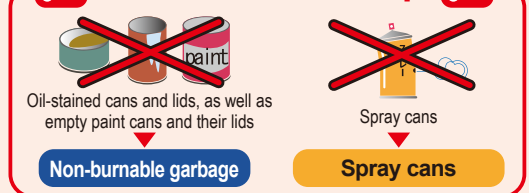
Beverage bottles and food jars

- 1 Remove the lid
- 2 Empty the bottle and rinse

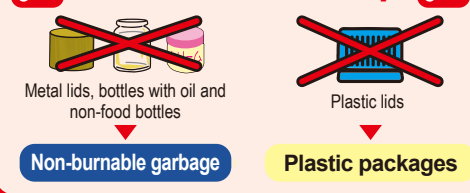
Don't mix these up.



Don't mix these up.



Don't mix these up.



Garbage that needs to be disposed to places other than the collection point.

Oversized garbage

- Maximum side is more than 50cm and less than 2m. (Items with a maximum side of more than 2m or more than 70kg cannot be collected.)
- Please request paid oversized garbage collection (Reservation is required) or bring directly to Sustaina-Square.
- Paid oversized garbage collection (Reservation is required)

- 1 Measure the length of the longest side.
- 2 A: Call the oversized garbage collection center to make a reservation or
B: Online reservation on the city website
- 3 Purchase tickets for disposing oversized garbage. ※ Tickets are not refundable.

※ Attach the ticket on the oversized garbage and put it out at the designated place by 8:00 a.m. on the day of collection.

A: Call the oversized garbage collection center to make a reservation
029(860)2984
(Reception time)
Mon. to Fri. (including national holidays)
8:45 a.m. - 4:30 p.m.
Excluding Saturdays, Sundays, year-end and New Year's holidays.
Call at least 2 days before the collection date

B: Online reservation on the city website
Tsukuba Civic Oversized garbage Search
※ You can access from QR code on the right.
Call at least 5 days before the collection date

Disposal fee for the oversized garbage collection
Disposal fees depend on the maximum side length. (Some have a fixed fee regardless of length.)
※ The list shows the fee for each item, unless otherwise specified.

• More than 50cm and less than 120cm	400yen
• More than 120cm and less than 180cm	800yen
• More than 180cm and less than 200cm	1,200yen

Bring it directly to Sustaina-Square (City garbage disposal facility)

[Open hours]
Weekdays 8:30 a.m. - 4:30 p.m.
Saturdays 8:30 a.m. - 11:30 a.m.
National holidays (except for Saturdays)
8:30 a.m. - 12:00 p.m.
1:00 p.m. - 4:30 p.m.

[Disposal fee]
A flat fee of 130 yen per 10kg will be charged for all types of garbage.
Tickets for oversized garbage collection are not required.

Small electrical appliances (16 items) Hub collection

- Mobile phones
- Digital cameras
- Video cameras
- Portable music players
- AC adapters
- Electronic calculators
- E-cigarettes
- Electric razors
- Electronic notebooks
- Portable video game machines
- IC recorders
- Car navigation equipment
- Tablet devices including e-readers
- Film cameras (except for disposable camera)
- Electric toothbrushes
- Wireless earphones

Collection site: Tsukuba City Hall, Sustaina Square (Cleaning and Recycling Center), Toyosato Citizen Services Office, Oho Citizen Services Office, Yatabe Citizen Services Office, Kukizaki Community Center, Tsukuba Community Center, Sakura Citizen Services Office, Tsukuba Civic Center

Hazardous waste (Fluorescent tubes • Dry cell batteries)

- Fluorescent tubes
- Dry cell batteries
- Mercury thermometers
- Coin cell batteries
- Mercury blood pressure monitors

Please ask industrial waste disposers for business waste.

Collection site: Tsukuba City Hall, Sustaina Square (Cleaning and Recycling Center), Community centers, Kukizaki Senior Citizens' Welfare Center, Sakura General Gymnasium, Toyosato Fire Station, South Fire Station, Halaraku Fujin no Ie (Working Women's Home) and other places.

Collection of used plant-based cooking oil

Put the oil into a PET bottle and take it to the collection box. (You can leave unopened items as they are.)

Collection box are at: City hall, Community centers, Supermarkets, Gas stations, etc.

Don't mix these up.

Cracked fluorescent tubes, Light bulbs, LEDs, Rechargeable batteries such as portable battery chargers, Button batteries. Batteries accepted are LR, SR and PR codes only.

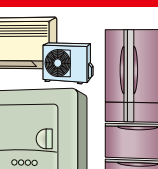
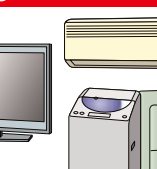
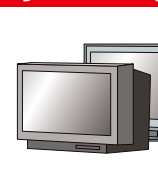
Non-burnable garbage, Tsukuba City Hall, Sustaina Square, electronics stores and other places, Electronics stores and other places

※ Items not collected and disposed by the city

Turn over to see the details.

Items subject to the Home Appliance Recycling Law

- A/Cs
- TVs
- Fridges and freezers including electric wine cellars
- Washing machines and dryers



→ Request the shop where you purchased the items, or a waste disposal company, to collect the above-mentioned items.

Computers (both towers and monitors)

- 1 Collection by delivery company
Apply to the city's partner company, Renet Japan Recycle Inc.
- 2 Collection by manufacturers
Contact the manufacturer directly.



- Industrial waste • Medical waste • Agricultural machinery and materials
- Motorcycles over 125 cc • Tires • Car Batteries
- Parts for cars and motorbikes • Oils • Oil-filled radiators • Stones • Soil and sand, including those used for gardening • ash • Concrete, tiles and bricks • Construction waste (Including renovation waste)
- Wallpaper • Ceramic bathroom sinks
- Gas cylinders • Fire extinguishers • Appliances with CFC gas
- Plastic returnable containers for bottles • Chemicals, paints, dead bodies of animal, fireproof safes, etc.

→ Ask a store or a specialized disposer to pick up and dispose of the product.

Contact information

- If you would like to consult on how to separate and dispose of garbage, garbage collection points, and illegal dumping, please contact:
"Clean Environment Promotion Division ☎029-883-1111(Switchboard)"
- Call the number below to inquire about bringing garbage directly to 'Sustaina-Square' (the city-operated disposal site) or to check if they accept it.
"Sustaina-Square Cleaning and Recycling Administration Division ☎029-867-1379"

Do you know the App threeR for garbage separation?

You can be notified of garbage collection dates and check how to separate garbage on your smartphone. Download now with the QR code on the right. There is no charge for using the application, but you have to pay the communication fee.



For details, visit the Tsukuba City website.