

**Application period for admission/enrolment to  
nursery school from April 2020**

We will be accepting applications from persons who wish to newly enrol or to change their current nursery school from April 2020.

**Application period:** 1<sup>st</sup> – from mid-November, 2<sup>nd</sup> – from December.

Firstly, admissions will be decided after reviewing the applications submitted during the 1<sup>st</sup> reception period. If there is any vacancy left after completing the review of 1<sup>st</sup> reception applications, it will be proceeded to review the admission applications made during the 2<sup>nd</sup> period.

If you wish to apply for April 2020 admission, please make an application within a period indicated above. Reception on March 1<sup>st</sup> and after will be considered for May admission.

※The details will be posted around October on multilingual version (English, Chinese, Korean and simple Japanese) of Tsukuba City's website news section: <http://www.tsukubainfo.jp>

**Ladies' health examination/ Group health  
examination in autumn**

**If you have received a pink envelope: Ladies' health examination:**

«Dates» ① 9/27 (Fri), 9/30 (Mon), ② 10/9 (Wed), 10/10 (Thu), ③ 11/19 (Tue), 11/20 (Wed), 11/25 (Mon), ④ 12/13 (Fri), 12/16 (Mon), 12/19 (Thu), 12/20 (Fri)

«Venue» ① Sakura Health Centre, ② Yatabe Health Centre, ③ Ōho Health Centre, ④ Yatabe Health Centre

☞ **Examination for Cervical cancer** → women older than 20 years old; **Examination for Breast cancer** → women whose age is an even number and are between 36 and 68 years old.

**If you have received a blue envelope: Group health examination in autumn:**

«Dates» ① 10/1 (Tue) – 10/5 (Sat), ② 10/16 (Wed) – 10/18 (Fri), ③ 10/23 (Wed), 10/25 (Fri), ④ 10/27 (Sun) – 10/31 (Thu)

«Venue» ① Yatabe Health Centre, ② Ōho Health Centre, ③ Kukizaki Health Centre, ④ Sakura Health Centre

☞ Members of National Health Insurance Association (Kyōkai Kenpo), Union Insurance (Kumiai Hoken), Cooperative Society Insurance (Kyōsai kumiai hoken) etc. that are older than 40 years old.

※ Details can be found in "Life Plan Sukoyaka" booklet. [https://www.city.tsukuba.lg.jp/\\_res/projects/default\\_project/\\_page\\_/001/001/311/31english.pdf](https://www.city.tsukuba.lg.jp/_res/projects/default_project/_page_/001/001/311/31english.pdf)

**About the period for the Municipal Tax payments**

We encourage the completion of tax payment before the due date. In case of having difficulties to cover the taxes, please consult before the expiry of the payment period.

«Contact Information» Tax Collection Division

**Accepting participant applications for Tsukuba  
World Futsal 2019!**

«Date» October 20<sup>th</sup> (Sun)

Morning session: reception starts 8:30

Afternoon session: reception starts 13:30

«Place» University of Tsukuba Soccer Field (next to Track-and-Field court)

«Participants»

Morning session: intended for elementary school students [U-8 (6-8 y/o), U-10 (9-10 y/o), U-12 (11-12 y/o)]

Afternoon session: **Enjoy** (Junior High School students and older: Beginner level), **Open** (Junior High School students and older: Experienced level)

«Quota» Morning session is limited to 10 teams, afternoon session is limited to 12 teams (first come, first served)

«Fee» Junior High School students and older: 1000 JPY per person, Elementary School students: 500 JPY per person (to be collected on the day of the event)

For details, please look up our Facebook event: **Tsukuba World Futsal**



«**Contact**» Tsukuba World Futsal Executive Committee Office (International Exchange Department under Citizens' Activity Division) **TEL:** 029-883-1301 **FAX:** 029-868-7542 **E-mail:** 298worldfutsal@gmail.com

### Dispatch of Medical Interpreters

In order to provide comfortable treatment, Tsukuba International Association (TIA) can send Medical Interpreters to your rescue! For more details please see a PDF leaflet available at Tsukuba International Association website's Medical Interpreters Information section (<https://www.inter.or.jp/iryo-tsuyaku.htm>).

«**Contact**» Tsukuba International Association  
1-10-1 Azuma Tsukuba 〒305-0031  
(Inside Tsukuba Innovation Plaza) **Phone:** 029-869-7675

### Information on Disaster Prevention

Do you know what risks are there in Tsukuba City in case of a disaster? Are your safety measures in place if calamity happened?

A Hazard Map of Tsukuba city (see below) roughly indicates areas where the occurrence of large-scale disasters is possible.

#### «**Landslide/Flooding**»

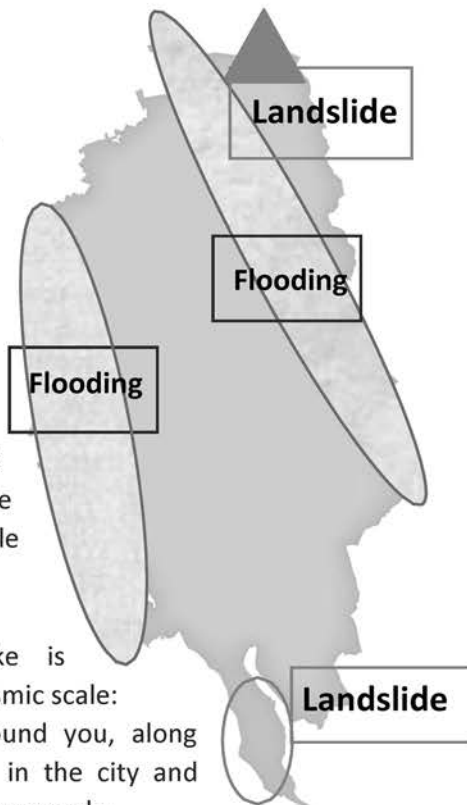
- Mt. Tsukuba area (possible avalanche of earth and rocks) and environs of Yatagawa River (area with steep slopes) are in the zone where precautions of landslide are in place.
- Kokaigawa River and Sakuragawa River are in the zone of possible flooding.

#### «**Earthquake**»

- If the earthquake is stronger than 6 on seismic scale: Identify the risks around you, along with hazards existing in the city and surrounding areas. For example:

!! Avoid passing through a place covered with water as that may result in a breakdown of the vehicle.

!! Manage the branches of trees in a manner that they would not fall onto the electric lines this way causing power outage.



!! Remove fallen leaves from the drainage around the house as they might become a reason for flooding.

If for any reason you cannot carry out some of the precautionary measures, please contact the administrator and City Hall.

Moreover, **[Self-help]** – **[Mutual help]** – **[Public help]** are important to ensure lowest possible damage.

**[Self-help]** – completing beforehand preparations in order to protect yourself, your family and your property.

**[Mutual help]** – helping each other by working as one to reduce the damage in the area.

**[Public help]** – comprehensive damage prevention measures shouldered by the bodies of government.

**[Public help]:** If a calamity similar to Great East Japan Earthquake to happen in the city of Tsukuba, City Hall assumes a role to comprehend the damage (establishing headquarters of disaster management), to establish evacuation shelters (preparations and provision of supplies), to cope with recovery and to gather and announce information. However, in case of large-scale disaster, when the public disaster prevention agency “itself” suffers damage paralyzing administrative functions along with the Fire Department being preoccupied with multiple calls for rescue occurring at the same time and pressing matter of firefighting etc., the function of “Public help” might become heavily limited. Due to this reason, at the time of disaster “Self-help” and “Mutual help” are highly important.

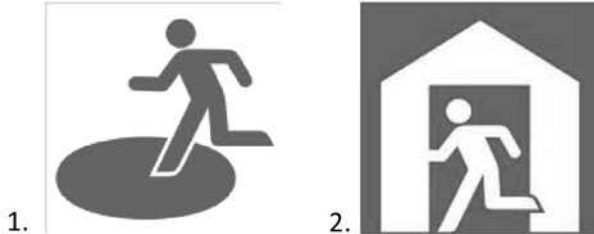
The most important for **[Self-help]** are beforehand preparations. In hardware stores and such you can find specially installed corners named “Emergency Goods” and “Reserves” where preserved foods and equipment useful in case of a disaster are available for purchase. A list of necessary stockpiles can be found on various sites (e.g. <http://www.clair.or.jp/tagengo/>). However, in concern to commodities that are difficult to wait for until the aid supplies will arrive shall be safekept in large amounts at your home. This includes sanitary-protection products for women, diapers, baby formula as well as baby food and baby carrier for infants. In case there is a person dependent on care, necessary diapers and household medicine ought to be prepared beforehand. Moreover, at the time of disaster it is anticipated that provision of emergency rations arranged for those with foods restrictions due to allergy or religion might be troubled, therefore, please stock up food that could be reliable and easily preserved in advance. Furthermore, in regard to means of



communication and gathering of information such tools as smartphone and mobile phone become indispensable, therefore please equip yourself with external battery.

**Not only physical preparedness, but also acquiring knowledge in concern to disaster before it actually happens is very important!**

**Do you know the difference between these 2 pictures?**



1. **Evacuation site:** park or open space near your home → serves as a temporary safe place.
2. **Evacuation shelter:** all elementary schools and exchange centers in the city → in case residing at home is dangerous or difficult, evacuation shelter provides a temporary place to stay. It is also a site for supplies distribution.

Please, confirm in advance the evacuation site and evacuation shelter that are near to your home. In case where you cannot get in touch with your family, having a place of gathering decided beforehand may be relieving. What is more, various companies and organizations will transmit multilingual information in concern to the disaster, therefore we recommend to check it constantly. In time of disaster, so as to prevent a system crash, telephone lines intentionally become harder to get through, therefore please ensure means of communication such as LINE or Messenger to contact your family and friends.

**Application developed under supervision of Tourism agency to provide notifications about damage prevention**

Immediately following the earthquake, this free of charge application will notify as quickly as possible about anticipated time and strength of the arriving tremors as well as with Earthquake Early Warning and information on tsunami, volcanic eruption and emergency warnings. The application will also provide information on heatstroke, missile launch and other information relevant to civil protection. The application

is available in English, Chinese (traditional Chinese characters and simplified Chinese characters), Korean and Japanese.

CLAIR: for multilingual everyday life information  
Meteorological Agency:

<https://www.jma.go.jp/jma/kokusai/multi.html>  
(coordinated in 11 languages)

Institute of Scientific Approaches for Fire and Disaster:  
<https://www.bousai-kensyu.com/knowhow/>

**For those who already have or plan to purchase a pet**

Can you imagine a pet in a chaos of a disaster? In case you decide to move to evacuation shelter together with your pet, you have to realize that pet cannot live in the same space as you, in consideration for other people in the shelter.

The foundation of countermeasure at the time of disaster is [**Self-help**]. After evaluating disaster risks of the house, let's search for a place to leave your pet for keeping. In case such place was found, it is necessary to consider the points mentioned below:

1. Whether they can care for a pet at the time of disaster
2. Charges
3. Ways how the pet could be handed over
4. Pet food supplies
5. Time for taking the pet for a walk
6. Cage and carry bag.

A booklet on ways how to protect your pet at the time of disaster is available on the Ministry of Environment home page:

[https://www.env.go.jp/nature/dobutsu/aigo/2\\_data/pa mph/h3010a/a-1b.pdf](https://www.env.go.jp/nature/dobutsu/aigo/2_data/pa mph/h3010a/a-1b.pdf)

[https://www.env.go.jp/nature/dobutsu/aigo/2\\_data/pa mph/h2703/pdf/full.pdf](https://www.env.go.jp/nature/dobutsu/aigo/2_data/pa mph/h2703/pdf/full.pdf)

**Reports in foreign languages can be made to 119**

Since May 2018, multilingual call service has started to operate at the headquarters of Tsukuba City Fire Department. This service connects a caller that does not speak Japanese with a staff person at the headquarters of Fire Department who then includes interpreter into the 119 call. Owing to this service it is now possible to correspond to notifications incoming in foreign languages.

September 1<sup>st</sup> is Disaster Prevention Day. On this occasion, let's discuss together with family and friends about the importance of disaster prevention.



## Are you aware of “Guidelines in regard to Evacuation advisory”?

From the lessons learnt during torrential rain in July 2018, Cabinet Office revised these guidelines which are effective from June 2019.

Alertness level

5

The disaster has already occurred.  
Do the very best to protect your life.

4

Quickly take refuge at the evacuation shelter.  
In case moving to public evacuation site seems to be dangerous, take refuge at a nearby safe place or a place safer than your house.

3

Evacuation of persons whose transfer requires time (elderly, handicapped people, infants etc.) as well as their helpers. All others prepare for evacuation.

2

While being prepared for the evacuation, confirm conduct of evacuation according to the hazard map.


1

Enhance your preparedness towards the disaster.

Residents in regions where Tsukuba city officially announces level 3 or 4 alertness level, please evacuate immediately!

We have introduced the guidelines on “Evacuation Site” and “Evacuation Shelter”, however that is not necessarily the only option one have at the time of disaster.

Certainly, there are many people who think that they will be safe after reaching Evacuation shelter. However, Evacuation shelter is an establishment which provides roof for those who have trouble to continue their daily lives due to already collapsed house or house being at the risk of collapse. For persons whose home is safe and is in a state where continuation of residence is possible, we kindly ask to stay at your house (exceptions are when flooding, landslide, etc. is anticipated).



## About safety measures at home

Can you safely stay at your house even if an earthquake occurred? You will not get trapped under furniture while being in a living room or bedroom in case of a major earthquake? Let's secure furniture such as bookshelves and refrigerator in the house. To prevent scattering of tableware it is possible to fixate the door of cupboards. Hardware stores sell various tools for furniture securing. There is also plenty of equipment available for rent. Please, make sure to do the installations.

